

BOBRICK

DESIGN

DURABLE

COMPLIANT

PRIVACY

Privacy Partitions





PRIVACY IS BECOMING A NECESSITY

Current trends in the restroom are causing designers to rethink the material selection and design of toilet partitions. Designers are looking beyond the neutral color choices in typical partitions and considering bold colors and woodgrain patterns. Across demographics, restroom privacy is also increasingly recognized as a necessity.

Gaps in the toilet partition are no longer satisfactory. This issue is typical of pre-fabricated partitions installed in many restrooms today. While these partitions are popular due to their lower cost and higher availability, they lack in the privacy afforded to restroom patrons.

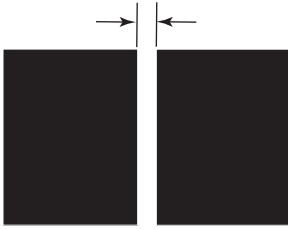
All Bobrick partitions are made-to-order and available in a range of materials. Our Portfolio of Values reflects what is important in today's restroom: design, durability, compliance and privacy.

COMMON CONCERNS

- Gaps between doors and stiles found on typical toilet partitions.
- Door latch bolts that do not lock all the way causing doors to open unintentionally.
- Standard 12" floor clearances on partition doors are too high.



BOBRICK PRIVACY SOLUTIONS




TIGHTER GAPS

Bobrick made-to-order partitions allow for tighter gaps compared to industry standard.




GAP-FREE OPTION

Available on CL Phenolic or SCRC, our Gap-Free option provides no sightlines between doors and stiles.



MAX HEIGHT OPTION

Doors and Panels available in 72" standard privacy height with 4-5/16" floor clearance. Custom heights also available.



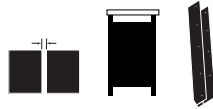
CONTINUOUS BRACKETS

Bobrick continuous panel bracket option allows for no line of sight at the panel connections.



* Overhead-Braced Maximum Height HPL 2042 Series
Color Wilsonart Wheat Strand

MAXIMUM HEIGHT HPL



Available in 35 stocked and readily available colors and patterns designed to meet every budget need, High Pressure Laminate is an excellent material choice in the restroom.

Door Gap Dimensions

Hinge side: 3/32" Max
Keeping side: 7/64" Max


Height Dimensions

Door & Panel Height: 72"
Floor Clearance: 4-5/16"

*Designers Note: Custom Heights available

SERIES	MATERIALS	OPTIONS
Designer HPL 2040	1" doors, stiles and panels; High-Pressure Laminated with a 45 lb density, industrial grade, particle board substrate	Stainless Steel Edge Trim available as 2030 series; Occupancy Indicator Latch Continuous Panel Bracket (.65P)





* Floor-to Ceiling Maximum Height Gap-Free CL 2086G Series
Color FUNDERMAX Black

MAXIMUM HEIGHT WITH GAP-FREE PRIVACY CL (PHENOLIC) / SCRC



Available in Compact Laminate (CL phenolic) and Solid Core Reinforced Composite (SCRC). Both offer excellent durability and ease of cleaning.

Door Gap Dimensions

Routed interlocking doors and stiles allow for edge overlap for no sightlines

Height Dimensions

Door & Panel Height: 72"
Floor Clearance: 4-5/16"

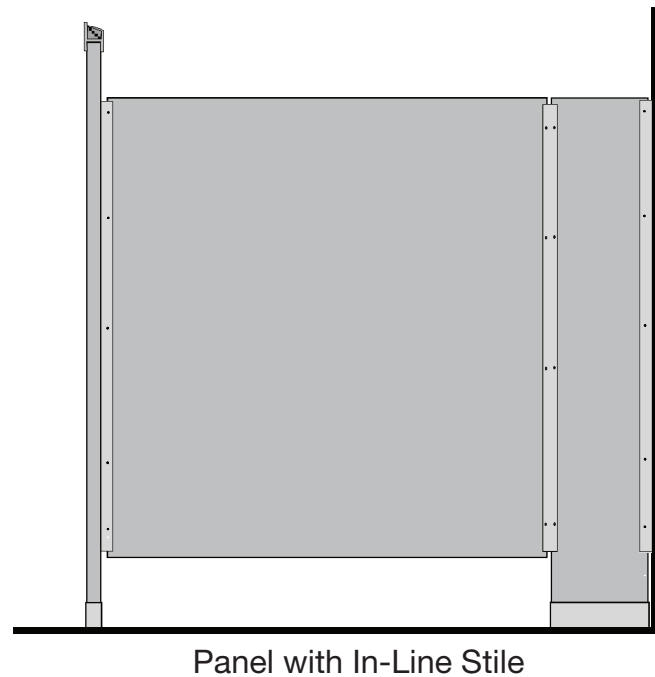
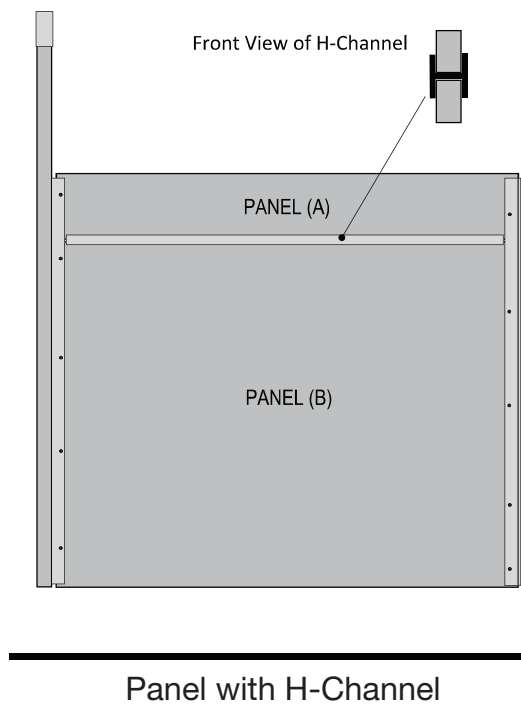
*Designers Note: Custom Heights available

SERIES	MATERIALS	OPTIONS
DuraLine 2080G	3/4" doors and stiles with 1/2" panels; Solid Compact Laminate (CL Phenolic) with black core	Class A fire-rated (2180G) Occupancy Indicator Continuous Panel Bracket (.67P)
Sierra 2090G	3/4" doors and stiles with 1/2" panels; Solid Core Reinforce Composite (SCRC) color-through	Occupancy Indicator Continuous Panel Bracket (.67P)



TOE CLEARANCE

- Accessibility code specifies 9" minimum above the finish floor under the front partition and one side partition of all accessible compartments.
- See Bobrick's [Planning Guide for Accessible Restrooms](http://www.bobrick.com/documents/PlanningGuide.pdf) for more Information
<http://www.bobrick.com/documents/PlanningGuide.pdf>

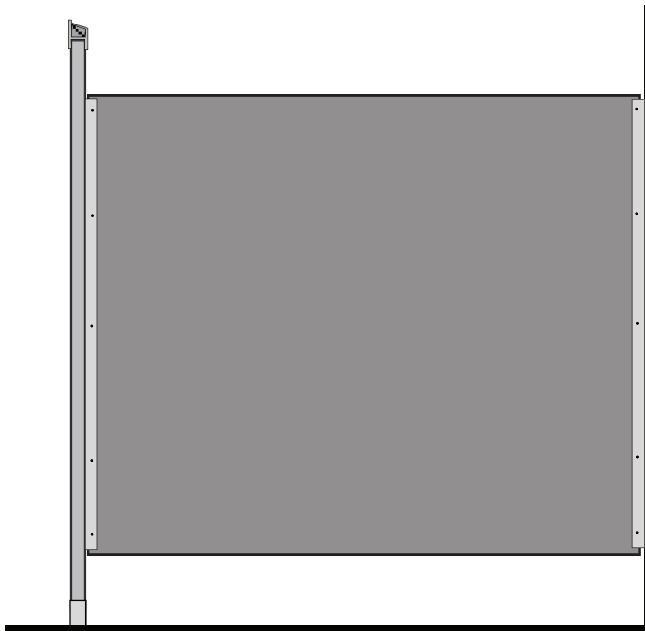


IMPLICATIONS

- To provide stalls with toe clearances below the 9" minimum, compartments must be designed to be 62" to 65" deep (depending on type of toilet mounting).
- Due to size limitations of most partition materials available today, it is common to see two panels joined together by an H-channel or a panel with an in-line stile when taller or wider panel heights of 72" or more are utilized.

ULTIMATE PRIVACY SOLUTION FOR DEEPER STALLS

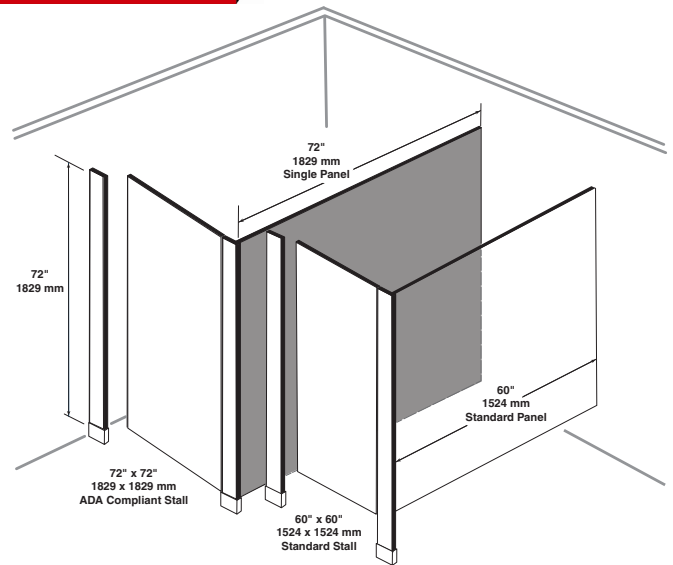
- Bobrick now offers partitions utilizing FUNDERMAX® compact laminate (CL phenolic) for maximum height single panel width up to 72".
- This allows architects and designers to design taller and deeper stalls without sacrificing aesthetics or privacy.



72" x 72" One Piece Panel

INTRODUCING

FUNDERMAX®



BOBRICK STOCKED STANDARD COLORS FROM FUNDERMAX



Silvretta
0229 FH




Cello
0811 FH



Brushed Aluminum
0328 FH



Charcoal
0077 FH



Black
0080 FH

Designers Note: Additional colors available at FUNDERMAX (additional lead-time applies).





Additional Resources at

[Bobrick.com](http://www.bobrick.com)

<http://www.bobrick.com/pages/default.aspx>

[Guide Specifications](http://www.bobrick.com/bimobjects/Pages/GuideSpecifications.aspx)

<http://www.bobrick.com/bimobjects/Pages/GuideSpecifications.aspx>

[Spec Compiler](http://www.bobrick.com/bimobjects/Pages/ProductSpecCompiler.aspx)

<http://www.bobrick.com/bimobjects/Pages/ProductSpecCompiler.aspx>

[Representative Finder](http://www.bobrick.com/Pages/RepresentativeAndDistributorFinder.aspx)

<http://www.bobrick.com/Pages/RepresentativeAndDistributorFinder.aspx>

[The Bobrick Academy](http://www.bobrickacademy.com/)

<http://www.bobrickacademy.com/>



BUILDING VALUE SINCE 1906

Customer Service: 818-982-9600

Email: customerservice@bobrick.com